

Discord – How to

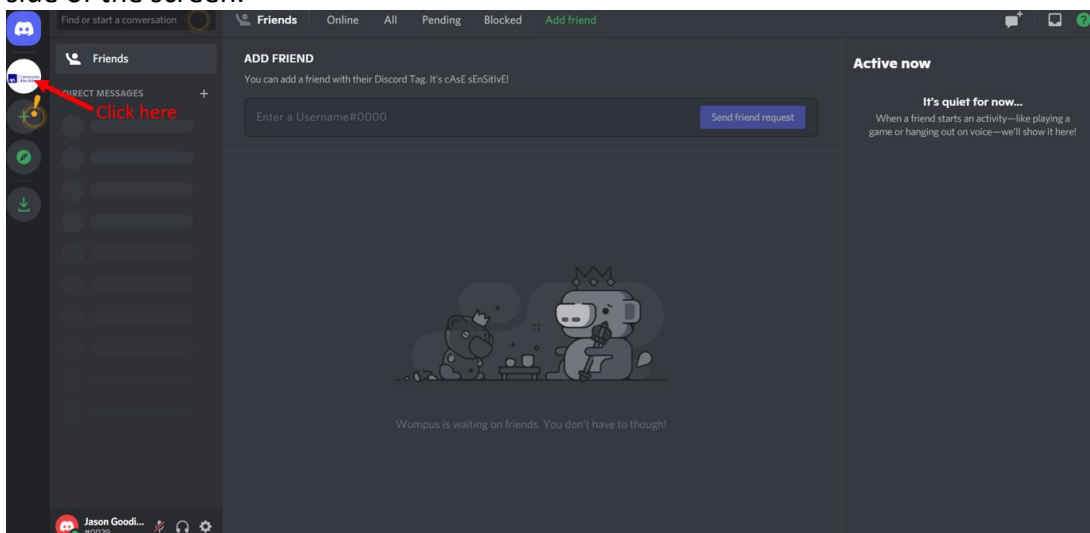
Discord is a free app that combines voice chat and text chat, similar to Skype but without the video! We hope it will allow for members and leaders to easily connect and communicate while completing their Indoor Bike Rides. You can use Discord in a web browser or download the Discord app to your phone, tablet, or computer.

To join the AXA Community Bike Ride’s page on Discord, simply follow the below steps.

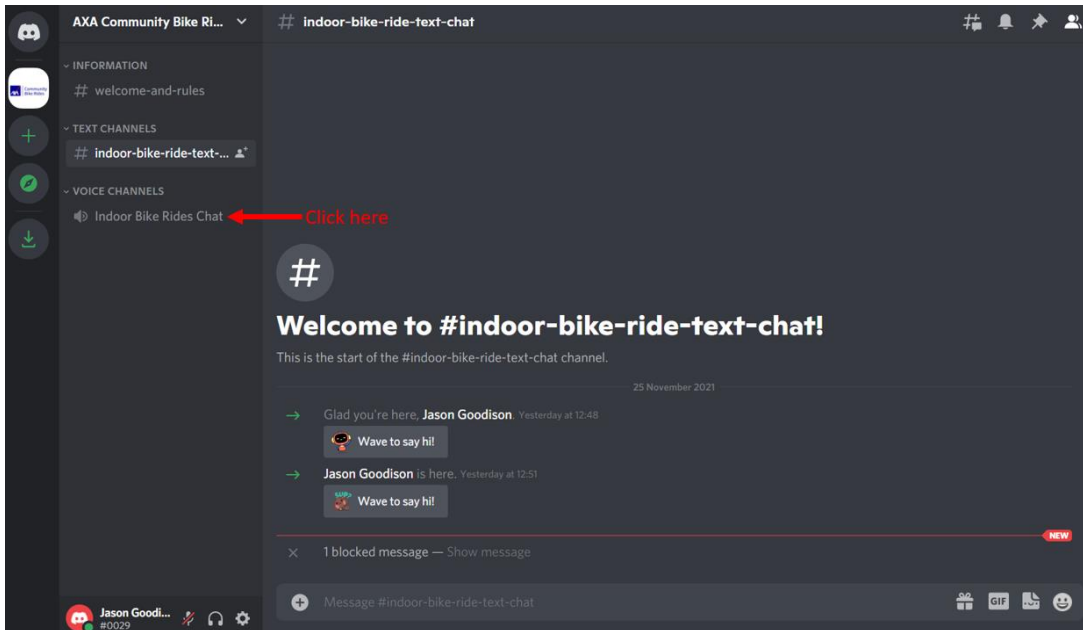
1. Sign up on the AXA Community Bike Ride’s website to take part in the Indoor Bike Ride you wish to complete.
2. Go to your dashboard on the AXA Community Bike Ride’s website and click the link in the Ride Discussion section to be taken to the AXA Community Bike Ride’s Discord page.
3. Click “Register” to create a new account, or “Login” if you already have a Discord account.
4. Accept the invite to join the AXA Community Bike Rides Discord. ←
5. Follow the steps to create a new account or enter your log in details.

Desktop

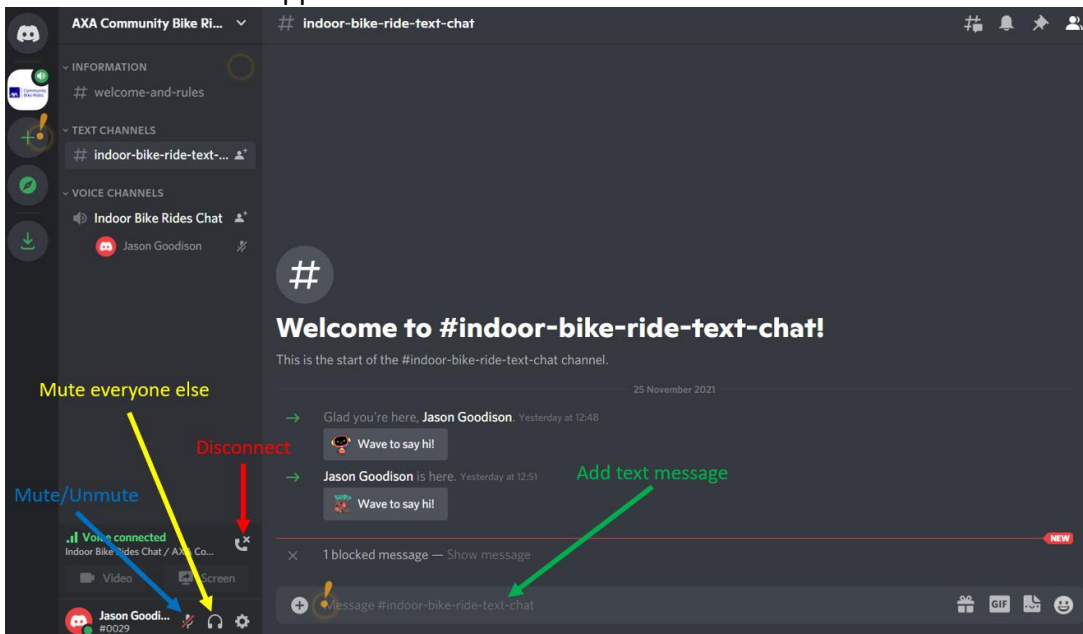
6. At 7pm on the day of the Indoor Ride you have signed up to complete, simply log in to Discord and then click on the AXA Community Bike Rides Server on the left-hand side of the screen.



7. Select “Voice Channels” and then “Indoor Bike Rides Chat” to be able to chat and communicate with other members during your bike ride.



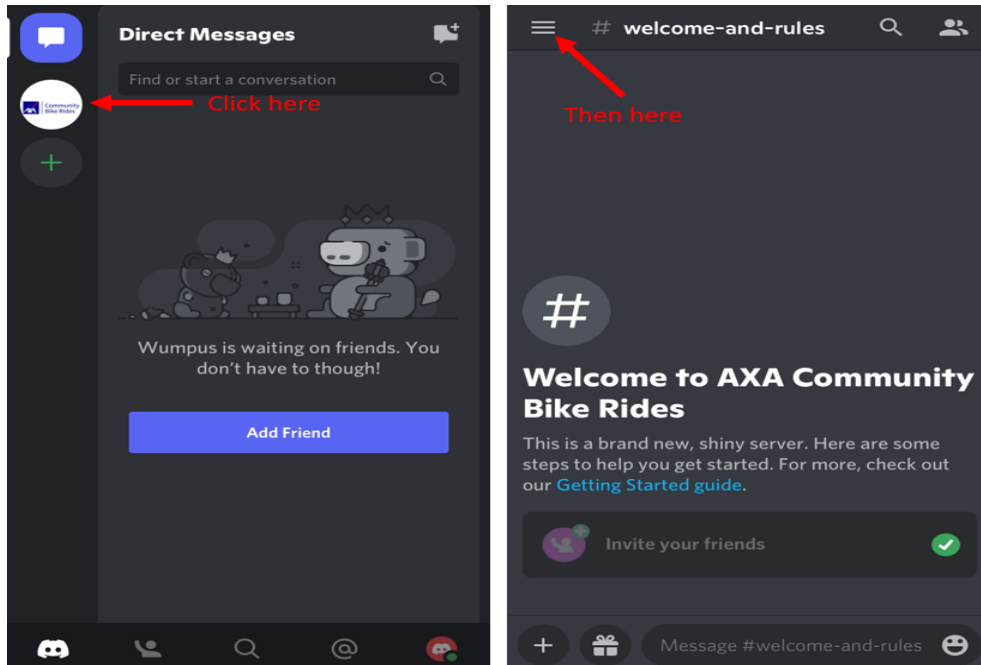
8. You will need to allow the app/website to use your microphone to be able to voice chat with other members.
9. If you do not wish to voice chat or if you want to mute yourself, simply hit the microphone icon by your name.
10. If you want to mute all other users, simply click the headphones icon by your name.
11. Once you have finished participating, click the “Disconnect” button to disconnect from the voice channel.
12. If you wish to communicate by typing a message to other members instead, simply click on the “Text Channels” and then “Indoor Bike Rides Text Chat”.
13. You can type your message in the box provided and any other messages written by other members will appear here also.



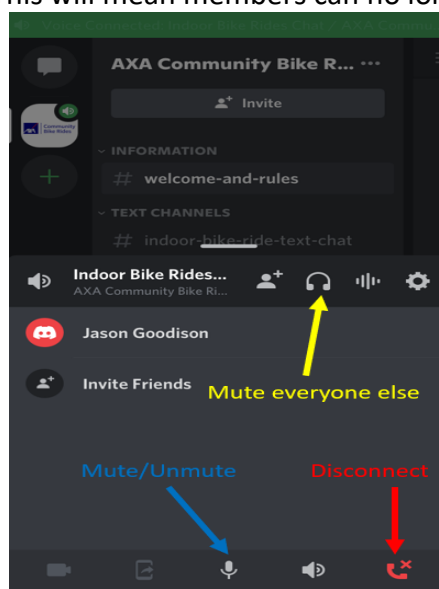


Mobile

- At 7pm on the day of the Indoor Ride you have signed up to complete, simply log in to Discord and then click on the AXA Community Bike Rides Server on the left-hand side of the screen.

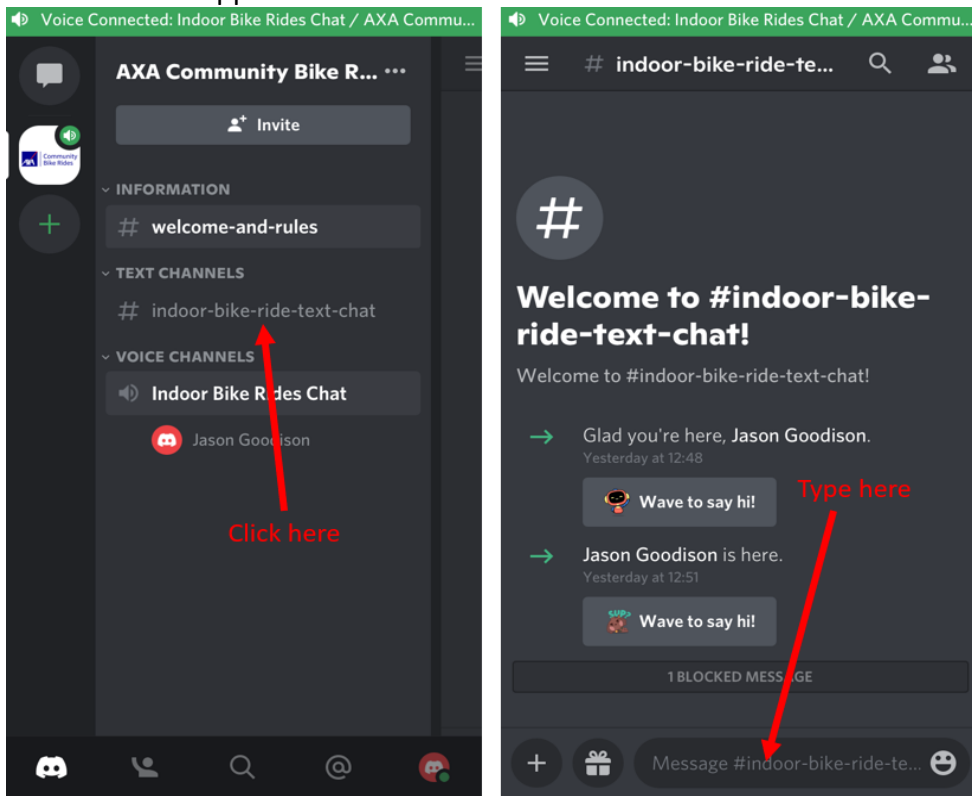


- Select "Voice Channels", "Indoor Bike Rides Chat" and then "Join Voice" to be able to chat and communicate with other members during your bike ride.
- You will need to allow the app/website to use your microphone to be able to voice chat with other members.
- If you do not wish to voice chat or if you want to mute yourself, simply hit the microphone icon.
- If you want to mute all other users, simply click the headphones icon.
- Once you have finished participating, click the "Disconnect" button to disconnect from the voice channel. This will mean members can no longer hear you.





12. If you wish to communicate by typing a message to other members instead, simply swipe the voice chat window down, click on the “Text Channels” and then “Indoor Bike Rides Text Chat”.
13. You can type your message in the box provided and any other messages written by other members will appear here also.



If you need any support with joining or participating in the Indoor Bike Rides, please get in touch with us at axacommunitybikerides@cyclingireland.ie.